

# Mersey Gateway and Silver Jubilee Bridge statistics

APRIL TO JUNE 2023

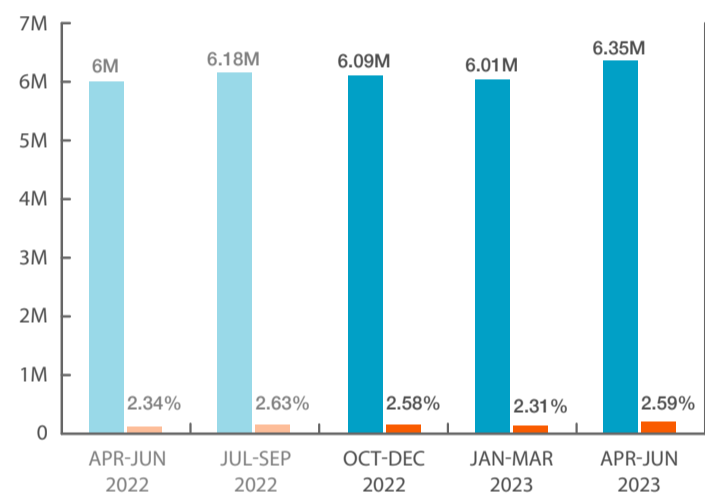
## DURING APRIL TO JUNE 2023:

- **RECORD NUMBER OF CROSSINGS MADE OVER THE RIVER MERSEY IN HALTON** – a total of 6.35 million journeys recorded across both bridges between April-June 2023, the highest quarterly figure since the Mersey Gateway Bridge opened
- **MAY AND JUNE 2023 WERE THE BUSIEST MONTHS FOR THE MERSEY GATEWAY BRIDGE IN OVER THREE YEARS** – with over 1,980,000 journeys made across the bridge in each month, the highest since November 2019
- **MORE REGISTERED CUSTOMERS ARE USING THE AUTO TOP-UP SYSTEM** – whilst it accounts for just 10% of payment transactions, it was used to pay for more journeys than ever before as customers find it easy to use
- **APP USE FOR JOURNEY PAYMENTS IS STILL ON THE RISE** – over 132,000 transactions were made by customers using the merseyflow QuickPay App in June 2023, the highest number recorded to date
- **OVER 97% OF JOURNEYS WERE PAID FOR ON TIME** – the vast majority of people are paying for their journeys by midnight the day after they cross

All revenue, either from tolls/charges or PCNs, contributes towards payment for the Mersey Gateway Bridge. It is not retained by the council or any of its contractors.

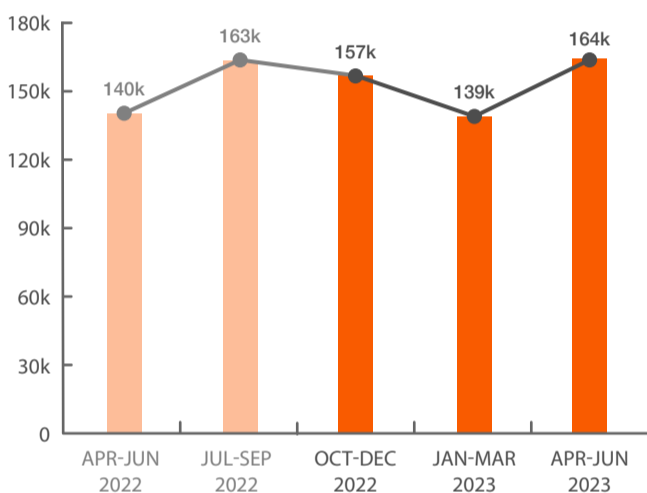
### Record number of bridge crossings made

Total journeys and number of PCNs issued



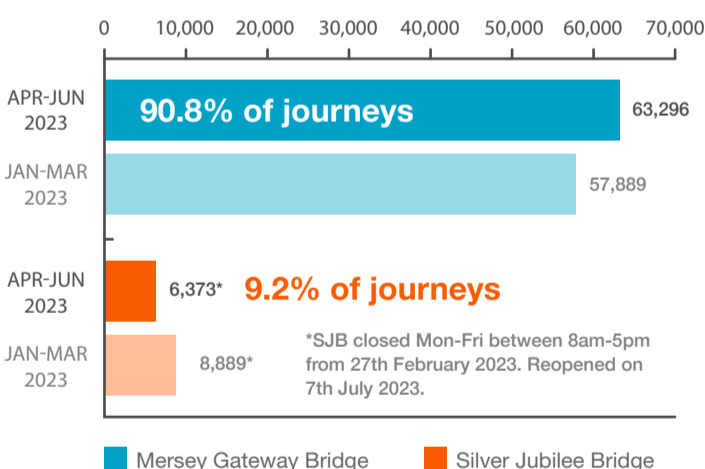
### PCNs rise alongside journey levels

PCNs issued



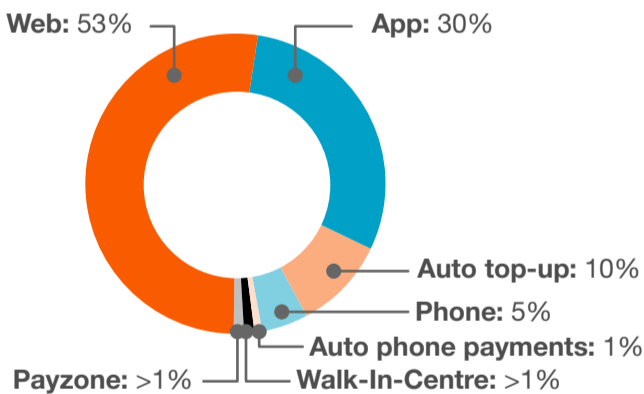
## Bridge usage from April – June 2023

Average number of journeys per day



## Payment methods April – June 2023

### Almost 93% of payments made via digital or automated channels



## Total journeys and Penalty Charge Notices (PCNs)

### Over 97% of customers paid their toll/charge on time

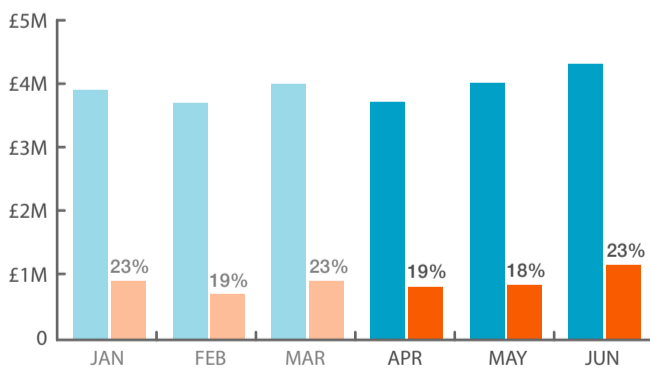
#### Total journeys (2023)

January:	1.98M
February:	1.90M
March:	2.13M
April:	1.99M
May:	2.19M
June:	2.17M

#### PCNs issued (2023)

January:	46k
February:	51k
March:	42k
April:	37k
May:	50k
June:	77k

## Revenue (total and percentage from PCNs)



#### Total revenue

January:	£3.9M
February:	£3.7M
March:	£4.0M
April:	£3.7M
May:	£4.0M
June:	£4.3M

#### Revenue from PCNs

January:	£0.9M
February:	£0.7M
March:	£0.9M
April:	£0.7M
May:	£0.7M
June:	£1.0M



This dashboard shows you how many vehicles are using the Mersey Gateway and Silver Jubilee bridges, the number of penalty charge notices (PCNs) issued, payments made on time, payment methods, average daily traffic, total revenue received from tolls/charges, and what percentage of this comes from PCNs.

It provides a quick and easy way to view key statistics about the bridges and tolls/charges.