

Mersey Gateway and Silver Jubilee Bridge statistics

APRIL TO JUNE 2022



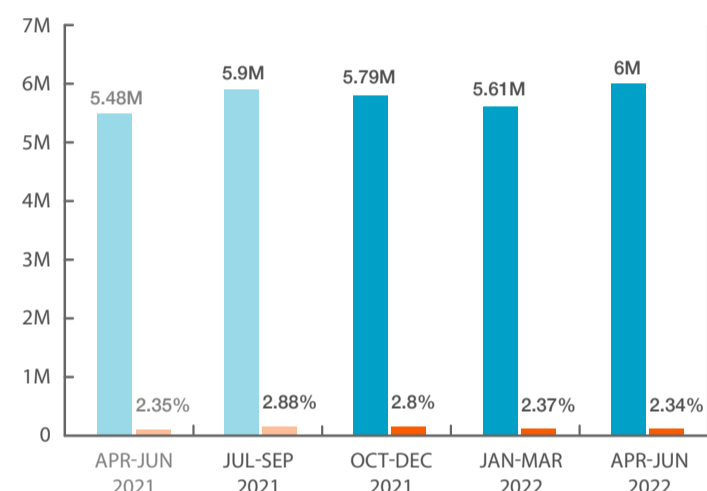
DURING APRIL TO JUNE 2022:

- **QUARTERLY JOURNEYS HIT 6,000,000 FOR THE FIRST TIME SINCE 2019** – weekday traffic in particular has seen the biggest rise with average Mon-Fri journeys at their highest since before the pandemic
- **BOTH BRIDGES SEE TRAFFIC VOLUMES INCREASE** – the Mersey Gateway Bridge saw the biggest increase, but both were at their busiest since the Silver Jubilee Bridge re-opened in February 2021
- **OVER 97.6% OF JOURNEYS WERE PAID FOR ON TIME** – the vast majority of people are paying for their journeys by midnight the day after they cross
- **OVER 93% OF PAYMENTS ARE MADE THROUGH DIGITAL OR AUTOMATED CHANNELS** – a new record as the merseyflow website, the merseyflow quick pay app and auto top-up options were increasingly popular with customers

All revenue, either from tolls/charges or PCNs, contributes towards payment for the Mersey Gateway Bridge. It is not retained by the council or any of its contractors.

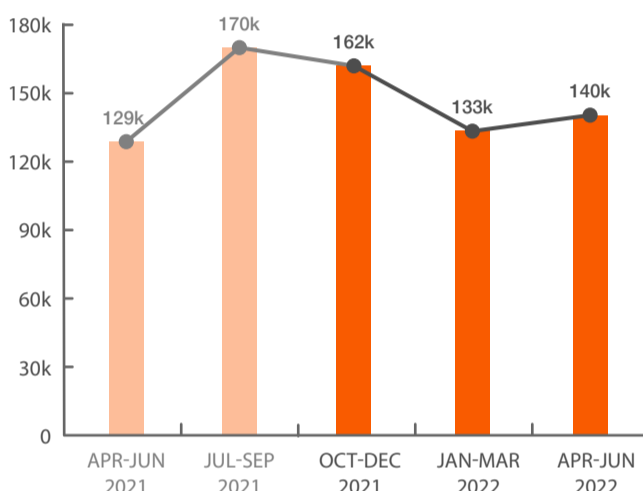
Quarterly journeys hit 6 million for first time since 2019

Total journeys and number of PCNs issued

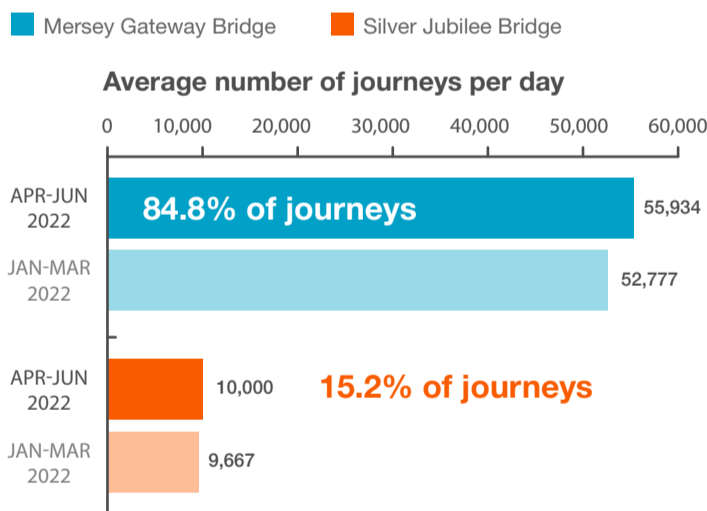


PCNs continue to decrease as a % of journey numbers

PCNs issued

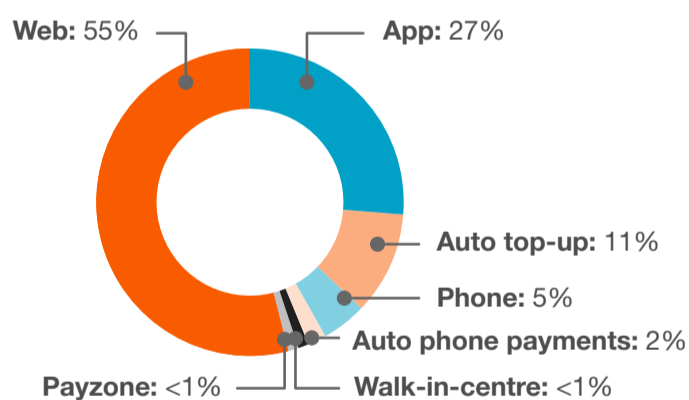


Bridge usage from April – June 2022



Payment methods April – June 2022

Over 93% of payments made via digital or automated channels

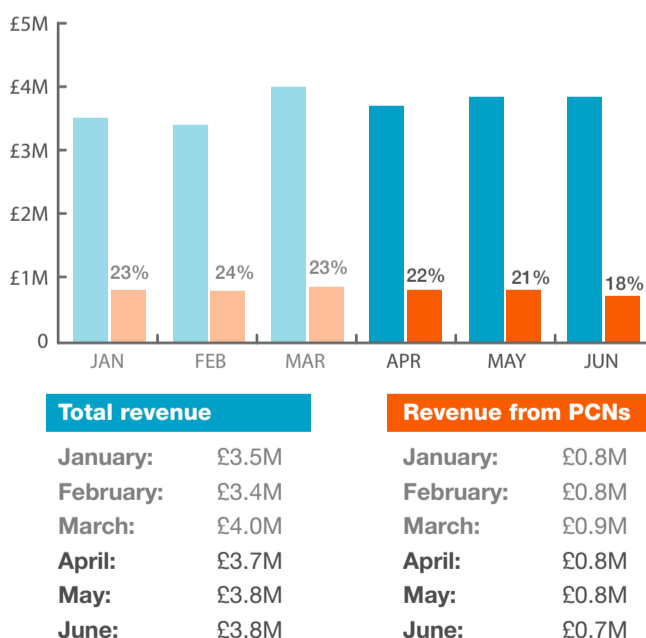


Total journeys and Penalty Charge Notices (PCNs)

Over 97.6% of customers paid their toll/charge on time

Total journeys (2022)		PCNs issued (2022)	
January:	1.77M	January:	39k
February:	1.76M	February:	42k
March:	2.08M	March:	52k
April:	1.96M	April:	40k
May:	2.05M	May:	57k
June:	1.99M	June:	43k

Revenue (total and percentage from PCNs)



This dashboard shows you how many vehicles are using the Mersey Gateway and Silver Jubilee Bridges, the number of penalty charge notices (PCNs) issued, payments made on time, payment methods, average daily traffic, total revenue received from tolls/charges, and what percentage of this comes from PCNs.

It provides a quick and easy way to view key statistics about the bridges and tolls/charges.