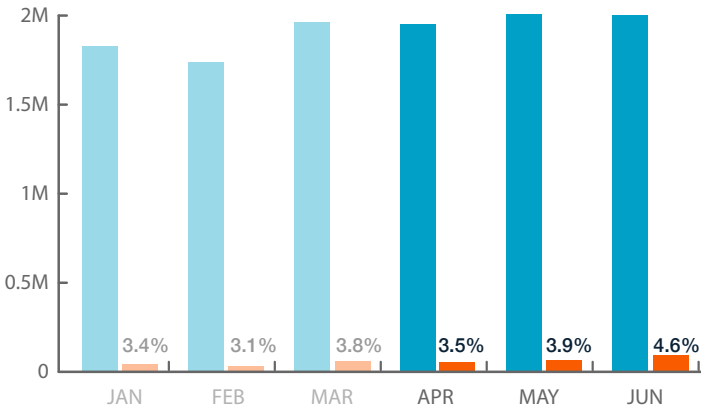


This dashboard aims to show you at a glance how many vehicles are using the Mersey Gateway Bridge, average daily traffic, the number of penalty charge notices (PCNs) issued, traffic by registration type and vehicle class, total revenue received from tolls, and what percentage of this comes from PCNs.

It provides a quick and easy way to view key statistics about the bridge and tolls.

**Total Journeys and Penalty Charge Notices (PCNs)**



**Over 96% of customers paid their toll on time**

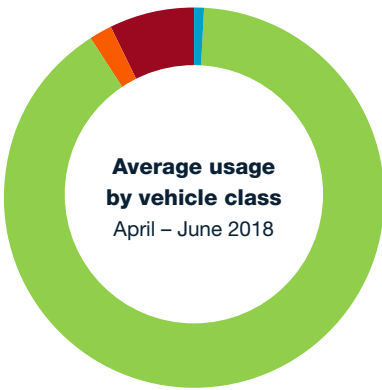
**Total journeys**

January:	1.83M
February:	1.74M
March:	1.96M
April:	1.92M
May:	2.05M
June:	2.01M

**PCNs issued**

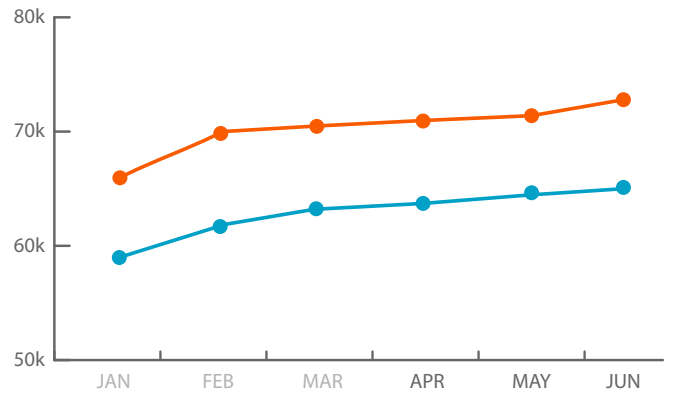
January:	62k
February:	54k
March:	75k
April:	67k
May:	80k
June:	92k

**Vehicle Class**



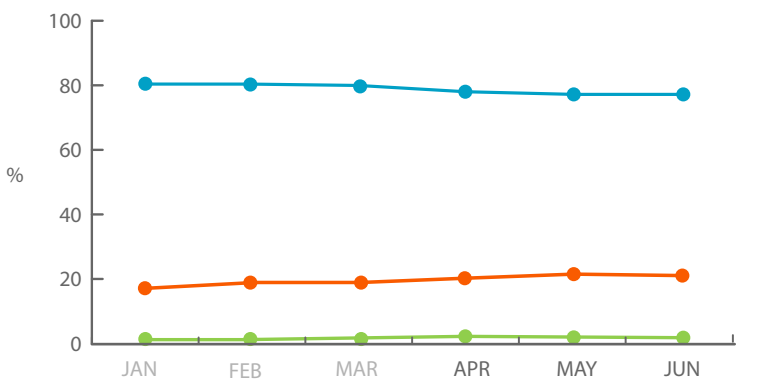
<b>Class 1:</b>	1%	Motorcycles and local buses
<b>Class 2:</b>	91%	Cars and small vans
<b>Class 3:</b>	1%	Vans and light goods vehicle
<b>Class 4:</b>	7%	Heavy goods vehicles/buses over five tonnes

**Average Traffic (in 000s)**



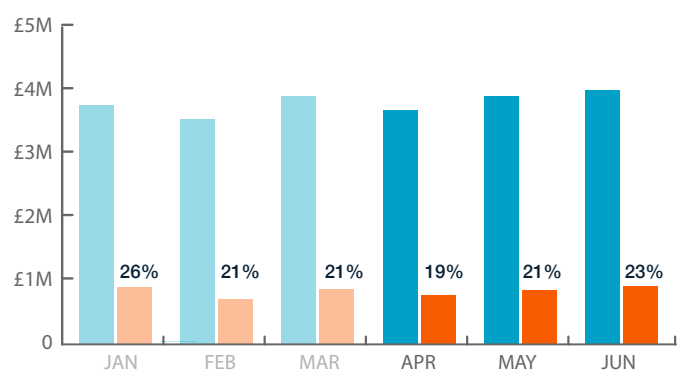
	JAN	FEB	MAR	APR	MAY	JUN
<b>Avg Mon-Fri traffic:</b>	66k	70k	71k	72k	73k	76k
<b>Avg daily traffic:</b>	59k	62k	63k	64k	66k	67k

**Traffic by Registration Type**



	JAN	FEB	MAR	APR	MAY	JUN
<b>Merseyflow registered:</b>	80.4%	79.5%	79.2%	77.2%	76.8%	77.1%
<b>Unregistered vehicles:</b>	17.9%	19.2%	19.4%	20.3%	20.9%	20.8%
<b>Exempt and other vehicles:</b>	1.7%	1.3%	1.4%	2.5%	2.4%	2.1%

**Revenue (Total and Percentage from PCNs)**



**Total revenue**

January:	£3.7M
February:	£3.5M
March:	£3.8M
April:	£3.6M
May:	£3.8M
June:	£3.9M

**Revenue from PCNs**

January:	£0.9M
February:	£0.7M
March:	£0.8M
April:	£0.7M
May:	£0.8M
June:	£0.9M

**DURING APRIL TO JUNE 2018:**

- nearly **6 million journeys** were made across the new bridge.
- **96% of drivers paid** for their crossings before the payment deadline.
- **77% of journeys** were made in vehicles registered with merseyflow.
- **over 73,000 journeys** were made across the bridge most weekdays, which is in excess of projected traffic levels.
- **between 19 and 23% of monthly revenue** came from PCNs. All revenue, either from tolls or PCNs, contributes towards payment for the new bridge; it is not retained by the Council or any of its contractors.