






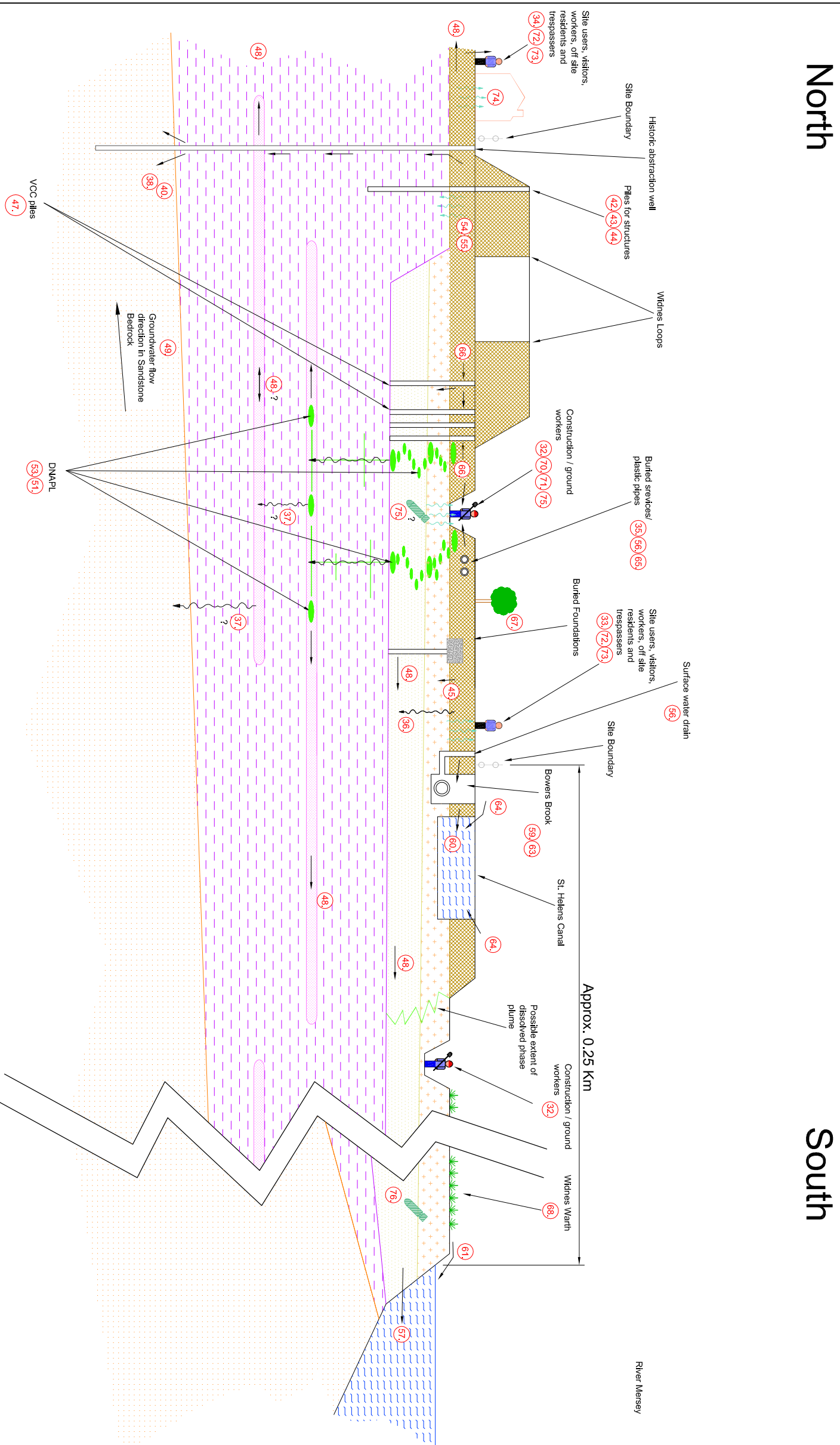


- NOTES**
1. For details on SPR's, refer to Section 7.
  2. SPR = Source / Pathway/Receptor - See tables 7.4, 7.6 & 7.8
  3. Deeper piles may be required for Northern abutment and larger structures

**Key**

① = SPR Number: Widnes (W)

-  Made Ground
-  Cohesive alluvium
-  Alluvial sand
-  Glacial clay
-  Glacial sand
-  Sandstone
-  Water



Report Title:  
**CONTAMINATED LAND AND GROUNDWATER TECHNICAL ANNEX**

Report Number:  
**MG\_REP\_EIA\_009**

Figure Title:  
**CONCEPTUAL SITE MODEL CONSTRUCTION STAGE CATALYST TRADE PARK AREA C**

Figure number:  
**MG\_REP\_EIA\_009/096B**