






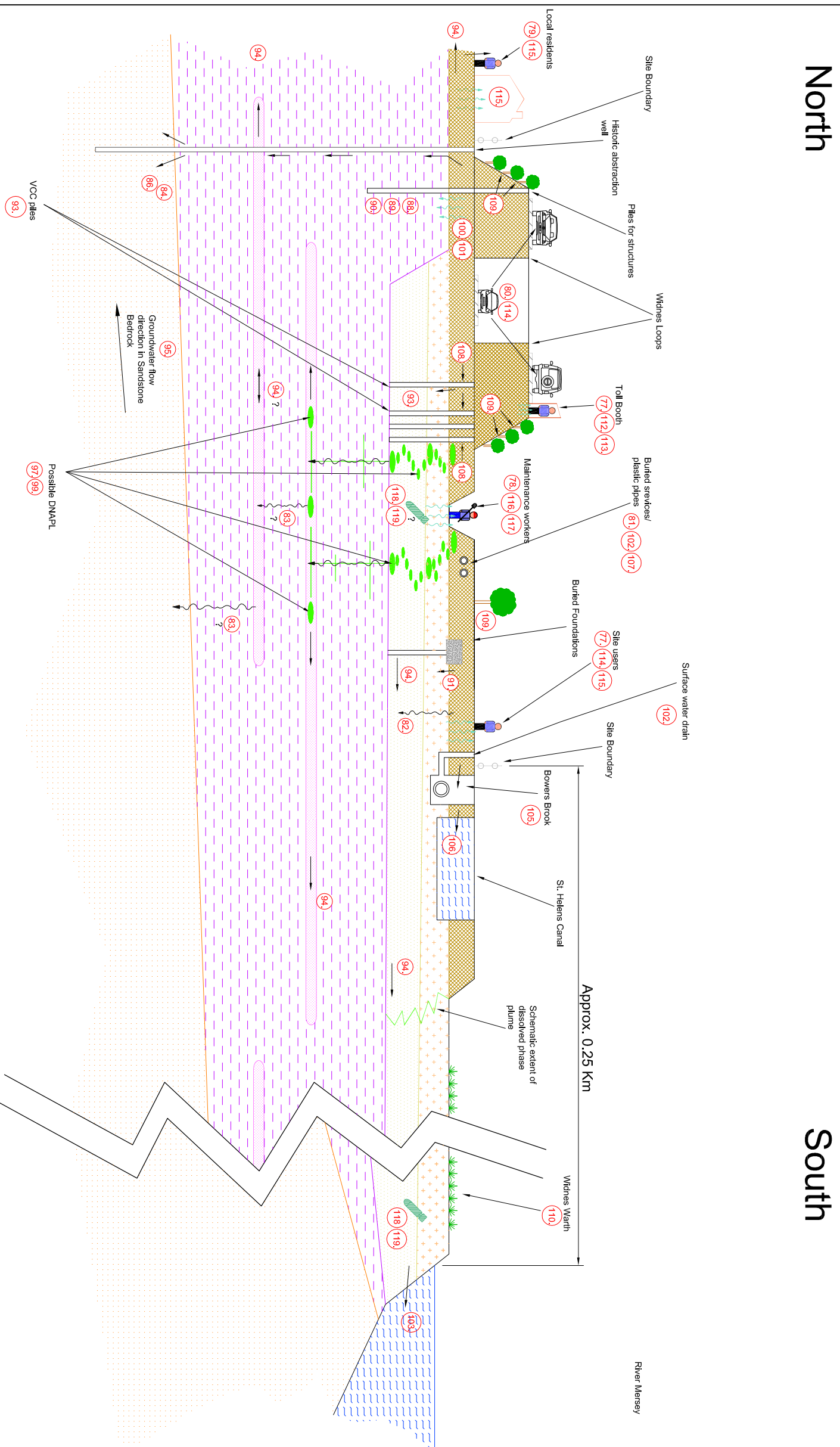


- NOTES**
- For details on SPR's, refer to Section 7.
 - SPR = Source / Pathway/Receptor - See tables 7.4, 7.6 & 7.8
 - Deeper piles may be required for Northern abutment and larger structures

Key

1. = SPR Number: Widnes (W)

-  Made Ground
-  Cohesive alluvium
-  Alluvial sand
-  Glacial clay
-  Glacial sand
-  Sandstone
-  Water



Report Title:
CONTAMINATED LAND AND GROUNDWATER TECHNICAL ANNEX

Report Number:
MG_REP_EIA_009

Figure Title:
CONCEPTUAL SITE MODEL OPERATIONAL STAGE CATALYST TRADE PARK AREA C

Figure number:
MG_REP_EIA_009/096C