

# Mersey Gateway and Silver Jubilee Bridge statistics

**JULY TO SEPTEMBER 2022**

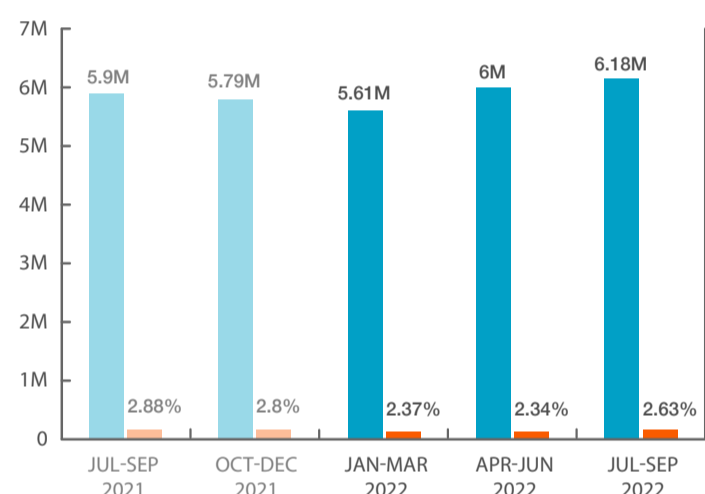
## DURING JULY TO SEPTEMBER 2022:

- **SUMMER 2022 WAS THE SECOND BUSIEST QUARTER FOR TRAFFIC ACROSS THE MERSEY IN THE LAST FIVE YEARS** – 6,180,000 vehicles crossed the river in Halton, with around 85% of all traffic using the Mersey Gateway Bridge
- **OVER 105 MILLION JOURNEYS HAVE BEEN MADE ACROSS THE MERSEY GATEWAY BRIDGE IN THE FIRST FIVE YEARS OF ITS LIFE** – and this summer's average of 74,000 vehicles crossing the river each weekday in Halton is one of the highest figures since the bridge opened
- **JOURNEY NUMBERS ARE UP AND PCN LEVELS ARE DOWN YEAR ON YEAR** – quarterly journey numbers for the summer 2022 period were up by 280,000 compared to 2021, while PCN numbers fell by 7,000
- **BOTH BRIDGES SEE TRAFFIC VOLUMES INCREASE** – the average daily number of vehicles crossing each bridge grew by about 1,000 a day compared to the previous quarter
- **OVER 97.3% OF JOURNEYS WERE PAID FOR ON TIME** – the vast majority of people are paying for their journeys by midnight the day after they cross

All revenue, either from tolls/charges or PCNs, contributes towards payment for the Mersey Gateway Bridge. It is not retained by the council or any of its contractors.

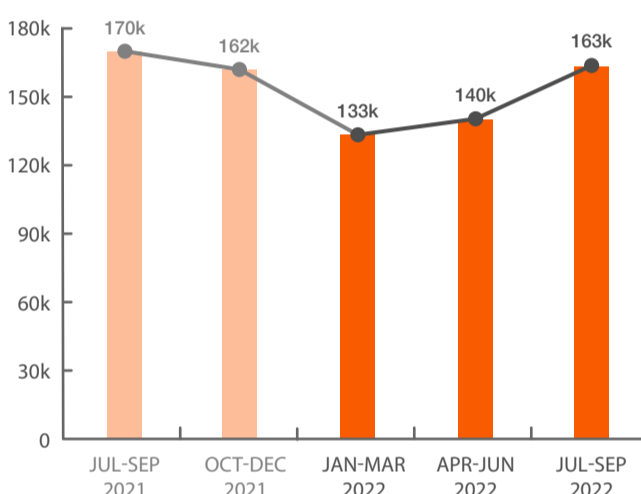
### Second busiest quarter in five years for journeys

Total journeys and number of PCNs issued

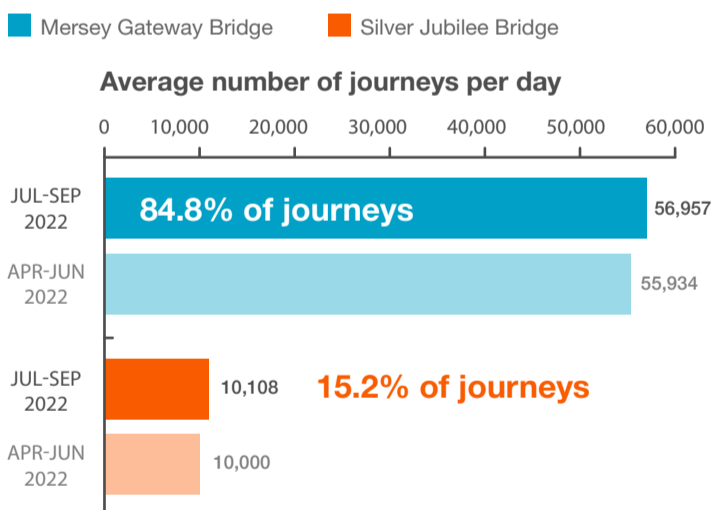


### PCNs down year on year as a % of journey numbers

PCNs issued

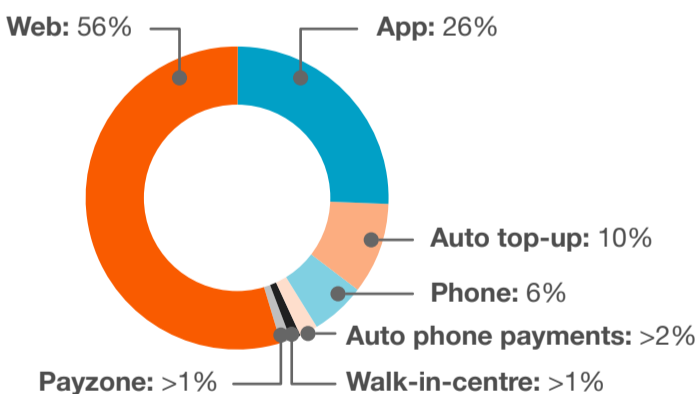


## Bridge usage from July – September 2022



## Payment methods July – September 2022

### Over 92% of payments made via digital or automated channels

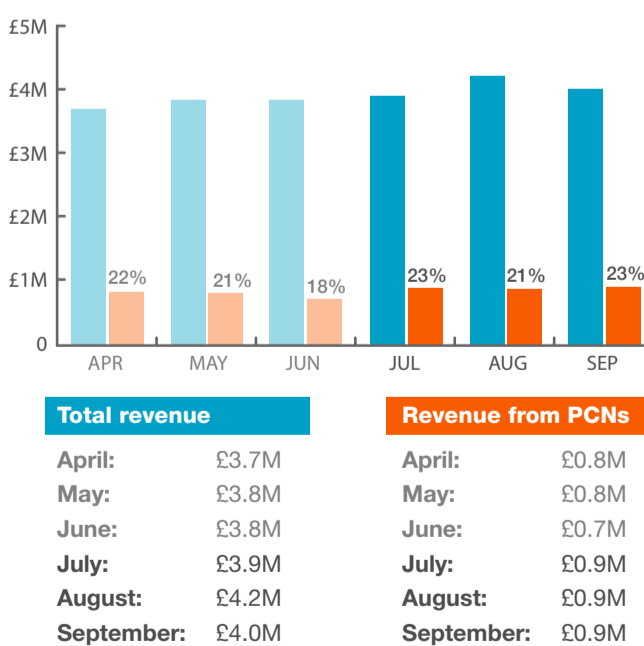


## Total journeys and Penalty Charge Notices (PCNs)

### Over 97.3% of customers paid their toll/charge on time

Month	Total Journeys (2022)	PCNs Issued (2022)
April:	1.96M	40k
May:	2.05M	57k
June:	1.99M	43k
July:	2.04M	44k
August:	2.12M	65k
September:	2.02M	54k

## Revenue (total and percentage from PCNs)



This dashboard shows you how many vehicles are using the Mersey Gateway and Silver Jubilee Bridges, the number of penalty charge notices (PCNs) issued, payments made on time, payment methods, average daily traffic, total revenue received from tolls/charges, and what percentage of this comes from PCNs.

It provides a quick and easy way to view key statistics about the bridges and tolls/charges.